

267 Series - Off Delay Timer Relay - Nuclear Grade 5 & 10 Amp Contacts

- Nuclear Grade time delay relay - IMPROVED version of the popular 237 series. Timing circuit is made using a solid-state timing IC to achieve 3% repeatability over voltage and temperature range.
Note: Timing Module is not software programmed. The chips are hardware programmed.
- Base Relay is made from the 219 Series with contacts that can be configured up to 3PDT or 5PST.
- Both Standard and Sensitive Bifurcated contacts can be combined in the same relay.
- Locking Shaft potentiometer and integral locking clip are standard.
- Large option list makes this product easily customized for special application. Blow out magnets can be added to increase DC switching capability. 94V-O rated enclosure and materials.

GENERAL SPECIFICATIONS (@ 25° C)

Timing:

Functions Available	Off-delay,
Time Range	Up to 7 hours
Timing Adjustment	Locking shaft potentiometer
Timing Repeatability (Constant voltage and temperature)	3%
Reset Time maximum	150mS

Contacts:

Contact Configuration	DPDT, DPDT+NO, 3PDT
Contact Material	Silver Alloy Gold Diffused
Contact Rating	
120 / 240VAC Resistive	10 Amp (50mA min.) / 5 Amp
28VDC Resistive	10 Amp
Minimum Contact Load	50 mA
Motor 120VAC	
Motor 240VAC	
Minimum Contact Load	500mW
Contact Resistance, Initial	100 milliohms max @ 6VDC, 1A

Coil:

Coils Available	AC and DC
Nominal Coil Power	5VA 2.5W
Input Voltage Tolerance -AC	85% to 110% of nominal
Input Voltage Tolerance -DC	80% to 110% of nominal
Transient Protection	Yes
Reverse Polarity Protection	Yes
Duty	Continuous

Dielectric Strength:

Across Open Contacts	500Vrms
Between Mutually Insulated Points	1500Vrms
Insulation Resistance	1,000 Mohms min @ 500VDC

Temperature:

Operating	-20 to 70°C (-4 to 158°F)
Storage	-40 to 105°C (-40 to 221°F)

Life Expectancy:

Electrical (full load operations)	100,000
Mechanical (no load operations)	10,000,000

Miscellaneous:

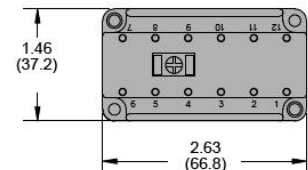
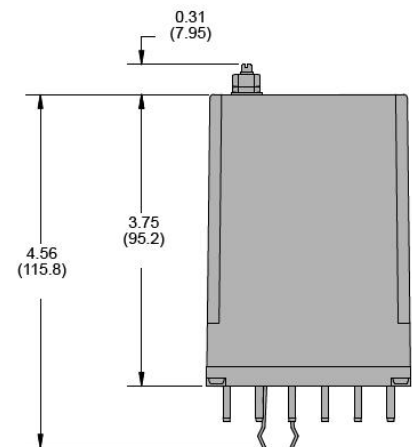
Mounting Position	Any
Enclosure	Clear Polycarbonate
Weight	8.5oz (241 grams)
Mating Socket	12 PIN = 27390 (D) 14 PIN = 33377 (D)

(D) is option for DIN Rail Mount



Outline Dimensions

Dimensions shown in inches & (Millimeters)



267 Series - Nuclear Grade Time Delay Relay Up To 5 & 10 Amp Contacts

Ordering Code 267 ABX 69 P 010 120VAC

Series
267 - On delay

Contact Arrangement

- ABX (1 N.O. + DPDT) 12-Pin
- XBX (DPDT) - (2 form C) 12-Pin
- XCX (3PDT) - (3 form C) 12-Pin
- XDX (4PDT) - (2 form C) 14-Pin
- BBX (2 N.O. + DPDT) 12-Pin
- BXB (2 N.O. + 2 N.C.) 12-Pin

Construction

- Blowout Magnet - 69
- Polycarbonate Cover - CODE P

Timing Ranges

- 0.1 - 1 seconds - CODE 001
- 1.0 - 10 seconds - CODE 010
- 10 - 100 seconds - CODE 100
- 100 - 1000 seconds - CODE 01K
- 1000 - 10,000 seconds - CODE 10K
- Other timing ranges available

Other Options

- Lamp Indicator - L
- Manual Actuator - M
- Bifurcated Contacts - 33
- Coil Suppression Diode - V
- Cover Gasket - N

Operating Voltage

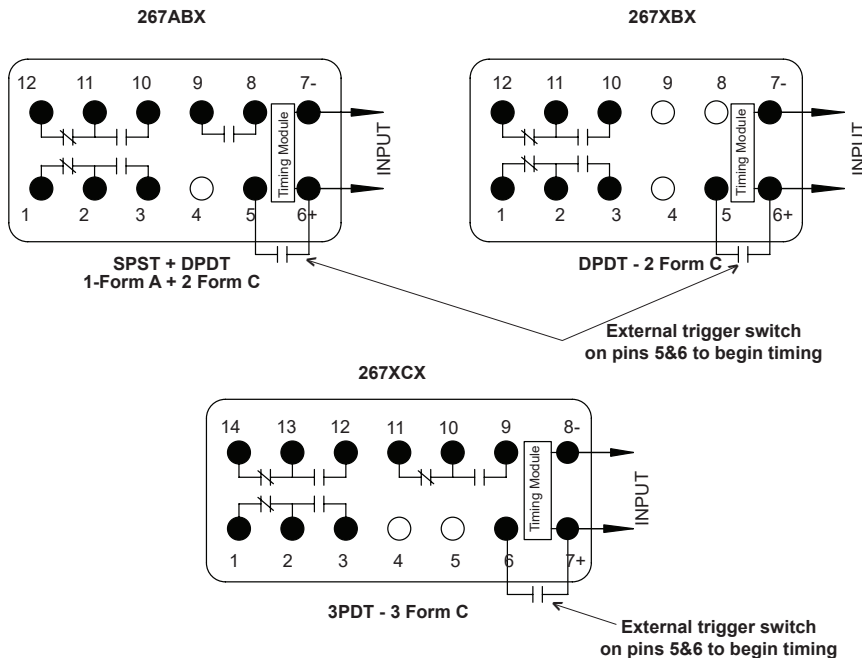
- VAC: 6, 12, 24, 120, 208, 220, 240 (Add VAC)
- VDC: 12, 24, 48, 115-125 (Add VDC)

Use Code "69" for optional Blowout Magnet when switching voltages above 40VDC.

Use Code "33" for bifurcated contacts when switching low level current below 50mA up to 5 Amps.

Note: If both 10A and 5A "33: contacts are needed on the same relay a special part number will need to be assigned to accomplish that Contact the factory directly for that through info@struthers-dunn.com

267 Wire Diagram



267 Series - Nuclear Grade Time Delay Relay Up To 5 & 10 Amp Contacts

Coil Specifications

AC Coils, 50/60HZ				DC Coils				
Nominal voltage	Resistance ohms 10%	Milliamperes		Impedance ohms	Nominal voltage	Resistance ohms 10%	Milliamperes	
		Cold	Hot				Cold	Hot
6	1.1	1500	840	7.2	6	15.5	385	304
12	4.2	750	410	27	12	63.5	189	147
24	15.5	375	200	120	24	250	96	77
120	540	75	40	2700	48	975	49	39
240	2100	32	17	13400	115/125*	6200	20	16
					250	27777	9	7

Note: Standard 125VDC relays have nameplates stamped 115/125VDC. These relays operate at 80% of the lower voltages and operate within allowable temperature rises at higher voltages.

Contact Load Ratings

Contact Configuration	Max Current / HP	Load Voltage	Load Voltage	Type of Load
All Styles EXCEPT Code 33	10 Amp 5 Amp 1/6HP 1/3HP	120 VAC 240 VAC 120 VAC 240 VAC	50/60Hz 50/60Hz 50/60Hz 50/60Hz	Resistive Resistive Motor Motor
Code 33	5 Amp 2.5 Amp	120 VAC 240 VAC	50/60Hz 50/60Hz	General Purpose General Purpose

See Page 4 for additional ratings

Use Code "69" for optional Blowout Magnets when switching above 40VDC voltages.

Use Code "33" for bifurcated contacts when switching low level current below 50mA up to 5 Amps.

267 Series - Nuclear Grade Time Delay Relay Up To 5 & 10 Amp Contacts

Highest Load for Standard Contacts

*Current - A, Resistive unless otherwise noted

Voltage	Current, A	Switching Type
28 VDC, "69"	10A	Make & Break
48 VDC, "69"	10A	Make & Carry
	5A	Make & Break
125 VDC, "69"	10A	Make & Carry
	4A	Carry & Break
	3A	Make & Break
250 VDC, "69"	4A	Make & Carry
	2A	Carry & Break
	1A	Make & Break
120 VAC	10A, 3A Inductive, 1/6 HP	Make & Break
240 VAC	10A, 1/3 HP	Make & Break
277 VAC	10A	Make & Carry
	7A	Carry & Break
	4.5A	Make & Break

Lowest Load for Standard Contacts

*Current - A, Resistive unless otherwise noted

Voltage	Current, A	Switching Type
5 VDC	1A	Make & Break
12 VDC	0.75A	Make & Break
28 VDC	0.050A	Make & Break
48 VDC	0.050A	Make & Break
125VDC	0.050 A	Make & Break
250 VDC	0.050A	Make & Break
120 VAC	0.050A	Make & Break
240 VAC	0.050A	Make & Break
480 VAC	0.050A	Make & Break

Use Code "69" for optional Blowout Magnets when switching above 40VDC voltages.

Use Code "33" for bifurcated contacts when switching low level current below 50mA up to 5 Amps.

Note: If both 10A and 5A "33: contacts are needed on the same relay a special part number will need to be assigned to accomplish that Contact the factory directly for that through info@struthers-dunn.com

Lowest Load for Bifurcated Contacts

*Current - A, Resistive unless otherwise noted

Voltage	Current, A	Switching Type
5 VDC	0.1A	Make & Break
12 VDC	0.075A	Make & Break
28 VDC	0.01A	Make & Break
48 VDC	0.005A	Make & Break
125VDC	0.005A	Make & Break
250 VDC	0.001A	Make & Break
120 VAC	0.01A	Make & Break
240 VAC	0.005A	Make & Break
480 VAC	0.001A	Make & Break

Highest Load for Bifurcated Contacts

*Current - A, Resistive unless otherwise noted

Voltage	Current, A	Switching Type
28 VDC	5A	Make & Carry
	3A	Carry & Break
	2.5	Make & Break
48 VDC	3A	Make & Carry
	2A	Carry & Break
	1.5A	Make & Break
150VDC	1A	Make & Carry
	0.5	Carry & Break
	0.25	Make & Break
250 VDC	0.5A	Make & Carry
	0.25A	Carry & Break
	0.1A	Make & Break
120 VAC	5A	Make & Carry
	3A	Carry & Break
	5	Make & Break
240 VAC	2.5A	Make & Carry
	1.5A	Carry & Break
	2.5 A	Make & Break
277 VAC	2.5A	Make & Carry
	1.5A	Carry & Break
	1.0A	Make & Break
480 VAC	0.5A	Make & Carry
	0.2A	Make & Break